

Subject - English


Topic - Phonic sound

BALVATIKA II (L.K.G)

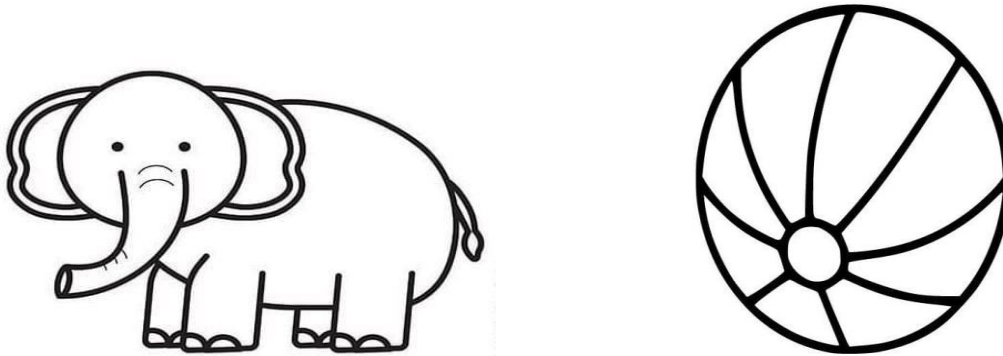
Worksheet 1

Name _____ Section _____ Date _____


Qus.1 Colour the picture whose name begin with 'a' sound.





Qus.2 Colour the picture whose name begin with 'b' sound.





Qus.3 Colour the picture whose name begin with 'c' sound.




Qus.4 Colour the picture whose name begin with 'd' sound.





Qus.5 Colour the picture whose name begin with 'e' sound.




Qus.6 Colour the picture whose name begin with 'f' sound.




Qus.7 Colour the picture whose name begin with 'g' sound.



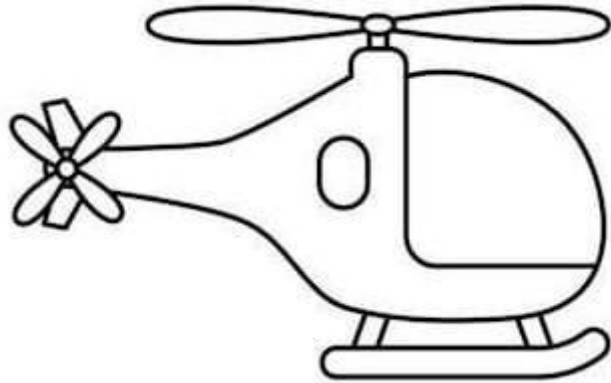

Qus.8 Colour the picture whose name begin with 'h' sound.





Qus.9 Colour the picture whose name begin with 'i' sound.





Qus.10 Colour the picture whose name begin with 'j' sound.




Qus.11 Colour the picture whose name begin with 'k' sound.



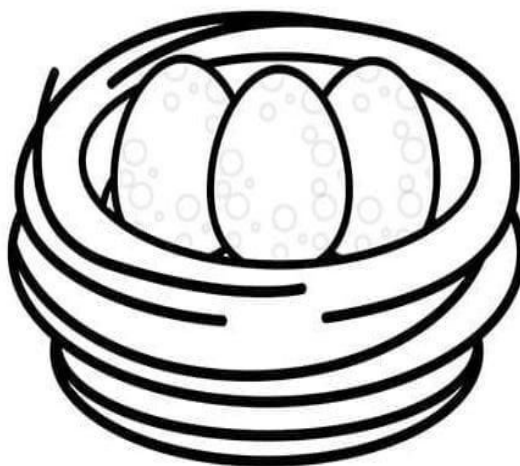

Qus.12 Colour the picture whose name begin with 'l' sound.



Qus.13 Colour the picture whose name begin with 'm' sound.



Qus.14 Colour the picture whose name begin with 'n' sound.




Qus.15 Colour the picture whose name begin with 'o' sound.





Qus.16 Colour the picture whose name begin with 'p' sound.





Qus.17 Colour the picture whose name begin with 'q' sound.




Qus.18 Colour the picture whose name begin with 'r' sound.



Qus.19 Colour the picture whose name begin with 's' sound.




Qus.20 Colour the picture whose name begin with 't' sound.





Qus.21 Colour the picture whose name begin with 'u' sound.




Qus.22 Colour the picture whose name begin with 'v' sound.




Qus.23 Colour the picture whose name begin with 'w' sound.





Qus.24 Colour the picture whose name begin with 'x' sound.



Qus.25 Colour the picture whose name begin with 'y' sound.



Qus.26 Colour the picture whose name begin with 'z' sound.



OUR INDIA INTERNATIONAL SCHOOL

Kairana Road, Kandhala, District-Shamli (UP) Pin Code - 247775

7820 015 113 ourindiainternationalschoolkdl@gmail.com www.oiiis.in UDISE Code - 09741800163

Affiliated to CBSE, New Delhi School Code 61562 Affiliation 2133935

Academic year :2025-2026

Balvatika-2 (L.K.G)

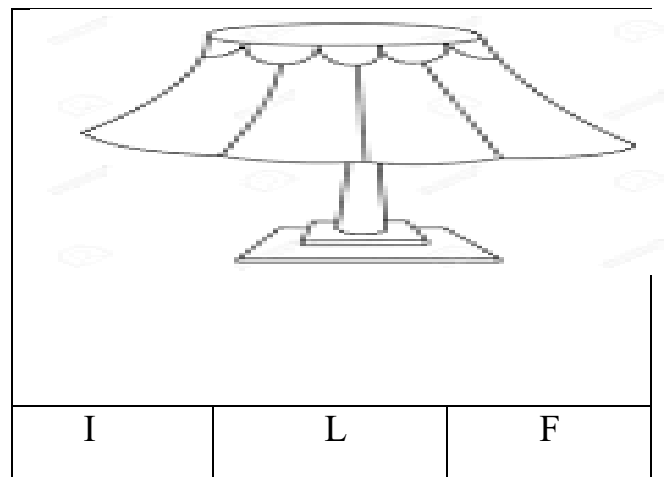

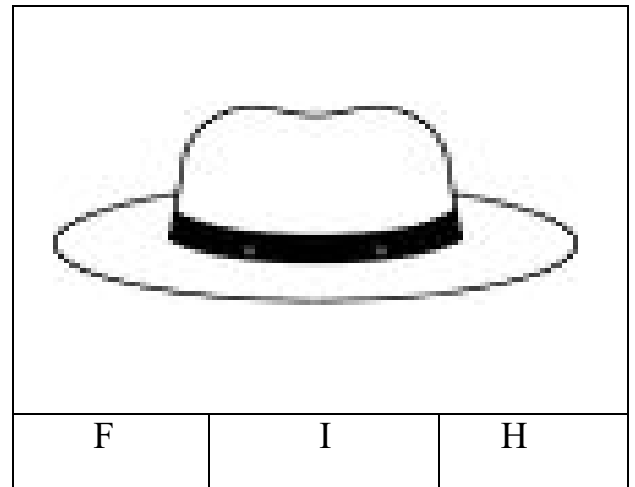
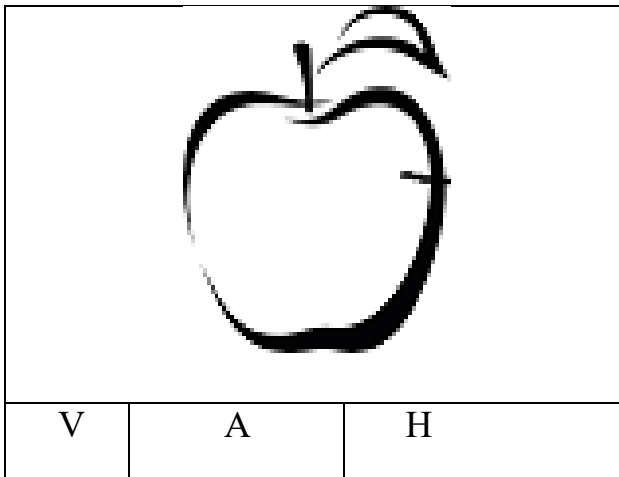
Subject- English


Worksheet-2

Name- _____

Date : _____

1.Circle the correct letter for the given object






F

A

T



F

E

W



I

E

T



W

V

T



I

E

W

OUR INDIA INTERNATIONAL SCHOOL

Kairana Road, Kandhala, District-Shamli (UP) Pin Code - 247775

☎ 7820 015 113 ✉ ourindiainternationalschoolkdl@gmail.com 🌐 www.ois.in UDISE Code - 09741800163

Affiliated to CBSE, New Delhi School Code 61562 Affiliation 2133935

Academic year :2025-2026

Balvatika-2 (L.K.G)

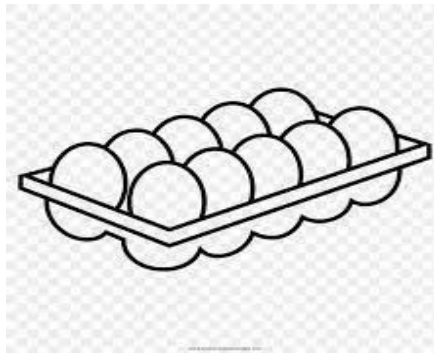

Subject- English

Worksheet-3

Name- _____


Date : _____

1. Write the the first letter of the given object .





dreamstime



OUR INDIA INTERNATIONAL SCHOOL

Kairana Road, Kandhala, District-Shamli (UP) Pin Code - 247775

☎ 7820 015 113 ✉ ourindiainternationalschoolkdl@gmail.com 🌐 www.oiiis.in UDISE Code - 09741800163

_____ Affiliated to CBSE, New Delhi School Code 61562 Affiliation 2133935 _____

Academic year :2025-2025

Balvatika-2 (L.K.G)

Subject- English

Worksheet-4

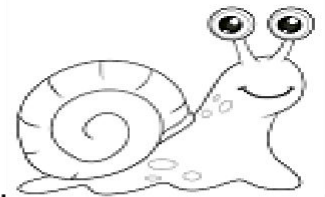
Reading comprehension

Name- _____

Date : _____

First, trace each sentence. Next, read each aloud. Then, draw a line to match the sentence to the correct picture

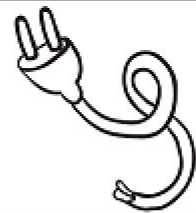
DON'T PULL THE PLUG



BHAVYA WAVED THE
FLAG




THE SNAIL MOVES VERY
SLOWLY.



I USE MY HAND TO CLAP




HE CAUGHT A HUGE FISH




THE SPIDER SPINS ITS
WEB.



I LIKE TO EAT GRAPES.



PLEASE SIT ON THE
CHAIR.



OUR INDIA INTERNATIONAL SCHOOL

Kairana Road, Kandhala, District-Shamli (UP) Pin Code - 247775

7820 015 113 ourindiainternationalschoolkdl@gmail.com www.ois.in UDISE Code - 09741800163

Affiliated to CBSE, New Delhi School Code 61562 Affiliation 2133935

Balvatika-2 (L.K.G)

Subject- English

Worksheet-5

Myself

Name- _____

Date : _____

ALL ABOUT ME

HELLO

MY NAME IS-----



• I READ IN-----

• I AM -----
YEARS OLD

MY FREE TIME ACTIVITY IS

MY FAVORITE FOOD IS



pixta.jp - 80864384

BALVATIKA II (L.K.G)

Subject - English

Topic – Identification of letters

Worksheet 3

Name _____

Section _____

Date _____


Ques.1 Write the capital letters from A – Z.

Handwriting practice lines for capital letters A-Z. The page contains 10 sets of horizontal lines, each consisting of a top red line, a middle blue line, and a bottom red line. These lines are intended for writing the capital letters of the alphabet.

Ques.2 Trace the small letters from a-z

Tracing practice for small letters a-z. The page contains three identical rows of small letters (a-z) on lined paper. Each row has two lines of letters: the first line contains letters a-m and the second line contains letters n-z. The letters are designed for tracing practice.

Ques.3 Look at picture and write their first small letter.






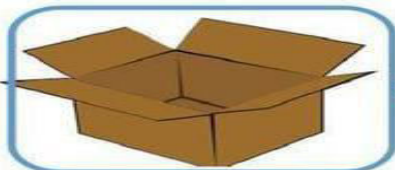








Ques.4 Match the object with the letter.



Ques.5 Circle the correct letter

B	c	d	b	f	v
D	c	d	b	f	v
H	h	k	m	r	s
R	h	t	n	r	w
E	e	f	p	q	z
F	p	f	o	y	a
L	l	k	s	u	i
N	g	x	e	m	n
T	s	j	t	m	n

Ques.6 Draw object for the given letter.

<input type="text"/>	a	<input type="text"/>	j	<input type="text"/>	s
<input type="text"/>	b	<input type="text"/>	k	<input type="text"/>	t
<input type="text"/>	c	<input type="text"/>	l	<input type="text"/>	u
<input type="text"/>	d	<input type="text"/>	m	<input type="text"/>	v
<input type="text"/>	e	<input type="text"/>	n	<input type="text"/>	w