

# OUR INDIA INTERNATIONAL SCHOOL

Kairana Road, Kandhala, District-Shamli (UP) Pin Code - 247775  
ourindiainternationalschoolkdl@gmail.com  www.oiiis.in

## Class-I Holiday Homework 2025-26



(The summer holiday homework is also available on school website ie. [www.oiiis.in](http://www.oiiis.in))

To be ready for tomorrow's opportunities, do your homework today. Learn, refine your skills and focus on your growth.

Dear Students,

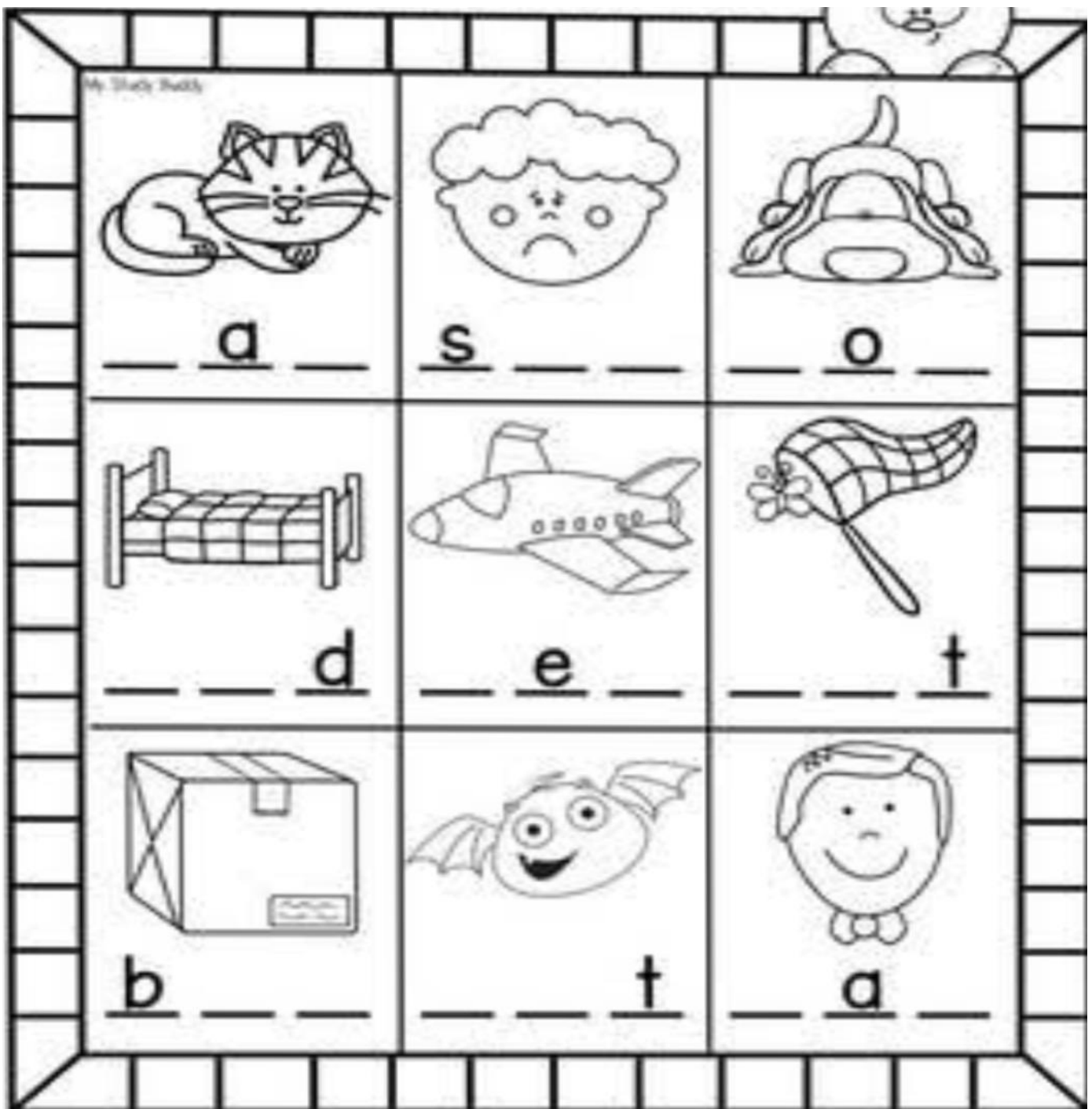
Summer has arrived and brought with it you're amazing and fun-filled holidays. Summer break is a well-deserved opportunity to relax and unwind by indulging in various activities. Your Holiday Homework has been specially designed for you to be creative, innovative and imaginative while completing your tasks. It will also enable you to recapitulate what was taught in the classrooms. We hope you will play, learn, research, analyze, experiment, imagine, think, value, appreciate and above all enjoy during your holidays. Wishing you happy holidays!

### Instructions for the students:

- Do your holiday homework in a notebook / file folder.
- Mention date and day when you do your work.
- Use your creativity and imagination wherever required,
- The last date of submitting the holiday homework after three days of school re-opens.

Subject : English

1. Practice 10 pages of cursive handwriting in your notebook.
2. Do the following worksheets.





# SPELL CHECK

Circle the correct word to match the picture.

KIDPID.COM

	won one on		feet feat feit
---	------------------	--	----------------------

	boy bouy boi		wolk walk wlk
---	--------------------	--	---------------------

	moon mun moom		huse hose house
---	---------------------	--	-----------------------

# JOIN THE WORDS

LOOK AT THE PICTURES  
AND ARRANGE THE WORDS CORRECTLY.



P  
E  
C  
N  
I  
L

--	--	--	--	--	--



U  
S  
N

--	--	--



T  
A  
R

--	--	--



K  
O  
E  
Y  
N  
M

--	--	--	--	--



O  
M  
N  
O

--	--	--	--





# ALL ABOUT ME!

My name is \_\_\_\_\_

I am \_\_\_\_\_ years old.

I live in \_\_\_\_\_

My favorite thing to learn about is  
\_\_\_\_\_

**ME**

**MY FAVORITE ACTIVITIES**

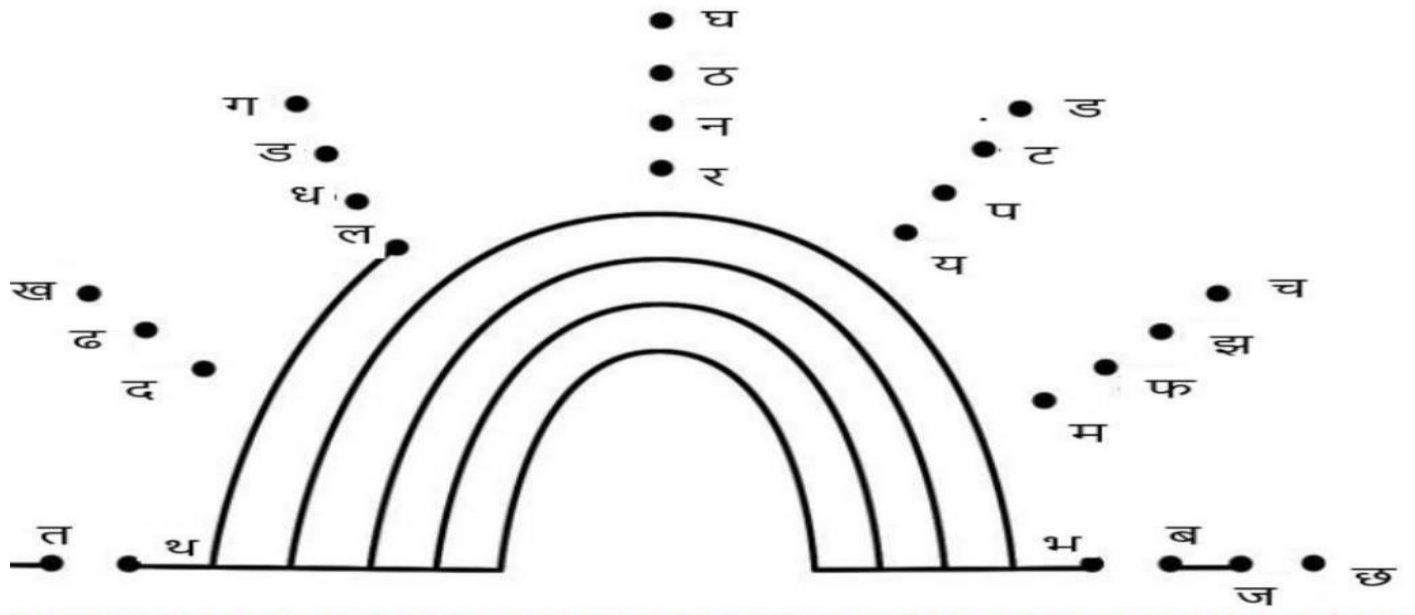
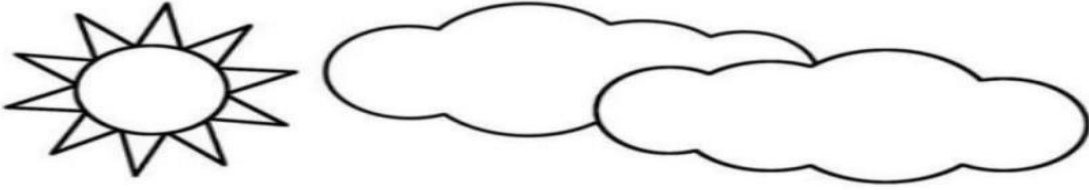
**THE BEST PARTS OF BEING AT SCHOOL**



# हिंदी कार्य

कक्षा में कराए गए कार्य का अभ्यास करें। (यह कार्य हिंदी की फेयर नोटबुक में नहीं करना है।)

व्यंजनों के बिंदुओं को जोड़कर चित्र पूरा कीजिए व रंग भरिए - (भाषण - पठन भाषायी कौशल )



आ की मात्रा लगाकर शब्द पूरे करो और  
चित्र में रंग भरो।

गड़-गड़, गड़-गड़ ब दल अ य  
ब दल अ य, जल भर ल य।  
क ल क ल ब दल छ य  
छम-छम, छम-छम जल बरस य।



जोड़ कर शब्द पूरे करो-



---

---

---

---

---

---



---

---

---

---

---

---



अ ] नीचे लिखे वर्णों को जोड़कर शब्द बनाइए ।

१. ज + ग = \_\_\_\_\_

६. ब + त + छ = \_\_\_\_\_

२. घ + र = \_\_\_\_\_

७. प + त + झ + ड = \_\_\_\_\_

३. व + स = \_\_\_\_\_

८. श + र + ब + त = \_\_\_\_\_

४. म + ज + न = \_\_\_\_\_

९. क + स + र + त = \_\_\_\_\_

५. च + म + क = \_\_\_\_\_

१०. न + ट + छ + ट = \_\_\_\_\_

आ ] चित्र देखकर शुरू की आवाज़ के व्यंजन लिखिए ।

१.



\_\_\_\_\_

२.



\_\_\_\_\_

४.



\_\_\_\_\_

४.



\_\_\_\_\_

## चित्र पहचानें और स्वर लिखें































## Subject : Maths

### Learn number names (1 ---20)

Addition - Count the objects, write the numbers and find the sum (1-10)



+



=



+



=



+



=



+



=

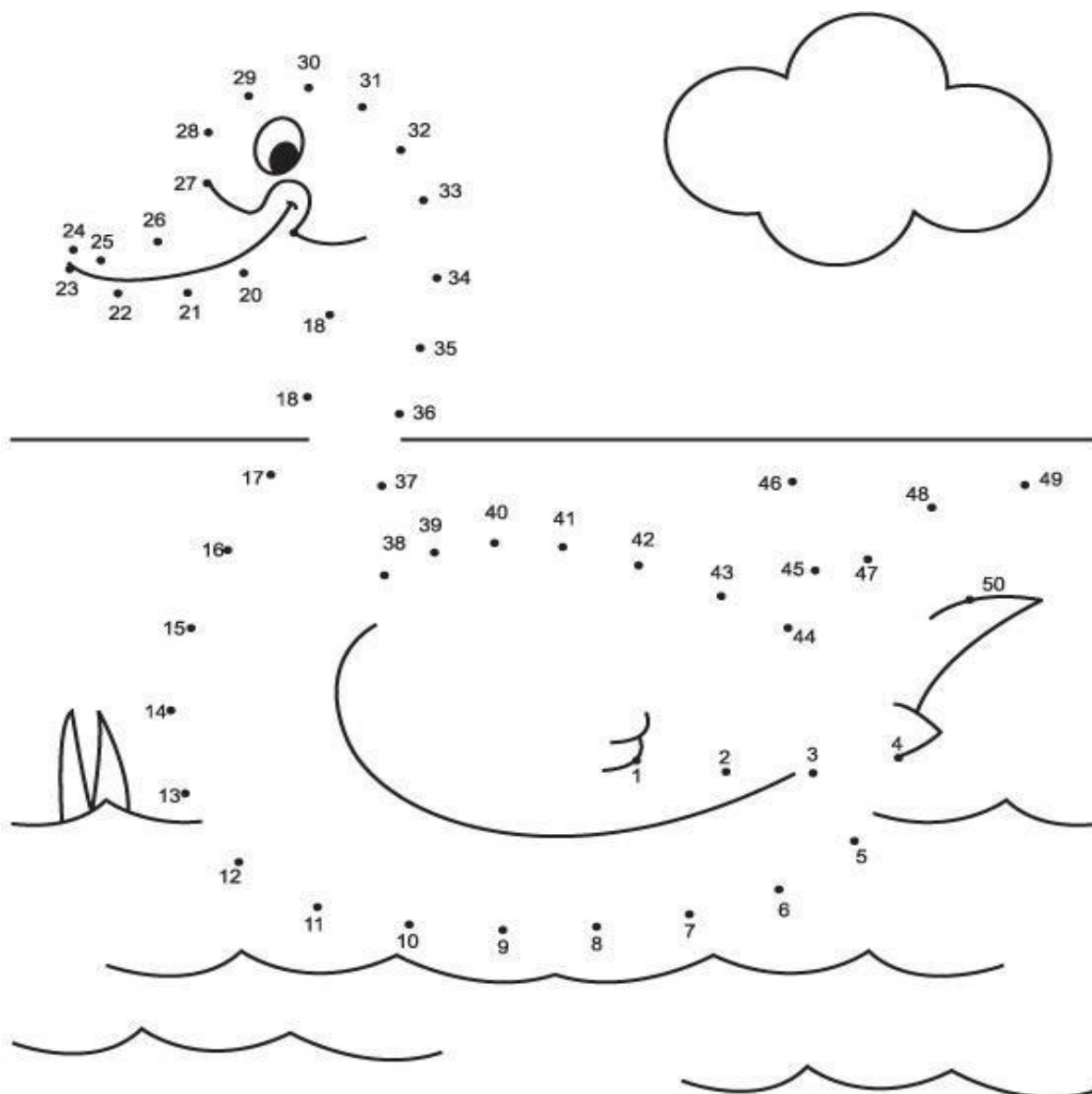


+



=

Let's join the dots (starting from number 1-50 in a sequence), colour the picture and meet the duck.



Learn tables 2 to 10

## **Environmental Studies**

### **1. Answer the questions:**

**What is your name?** \_\_\_\_\_

**How old are you?** \_\_\_\_\_

**What is your favorite food?** \_\_\_\_\_

**What is your favorite color?** \_\_\_\_\_

---

### **Part B: My Body**

#### **2. Label the body parts:**

**(Draw a human figure or paste a cutout and label the following parts: head, eyes, nose, ears, hands, legs)**

---

### **Part C: My Surroundings**

#### **3. Match the following:**

**Place**

**1. Park**

**2. School**

**3. Kitchen**

**What you see there**

**a) Trees and Swings**

**b) Teachers and Friends**

**c) Stove and Utensils**

---

### **Part D: Good Habits**



**4.Tick the good habits:**

- [      ] Brushing teeth twice a day
  - [      ] Throwing garbage on the road
  - [.     ] Saying “Thank you” and “Please”
  - [.     ] Fighting with friends
- 

**Part E: Seasons and Weather**

**5.Draw or color one thing you see in:**

**Summer:**

**Rainy Season:**

**Winter**

---

**Part F: Plants and Animals**

**6.Name:**

**a.One domestic animal: \_\_\_\_\_**

**b.One wild animal: \_\_\_\_\_**

**c.One thing we get from plants: \_\_\_\_\_**

# Computer Science



Identify and match the parts of the computer with its name.



1.



2.



3.



4.



5.



6.

Keyboard

Printer

Mouse

Speakers

C.P.U

Monitor

How is a computer different from you? Write 'Yes' or 'No' against these questions:

a. Can you move?

Can a computer move?



b. Can you remember things?

Can a computer remember things?



c. Do you get tired?

Does a computer get tired?

d. Do you make mistakes?

Does a computer make mistakes?



e. Can you think?

Can a computer think?



Q3. Read the clues and guess the name of the place and complete the words.

1. Making bills      \_\_\_\_\_ H \_\_\_\_\_ P

2. Reservation of tickets      \_\_\_\_\_ I \_\_\_\_\_ O \_\_\_\_\_ T

3. Making medical reports of patients      H \_\_\_\_\_ S \_\_\_\_\_ T \_\_\_\_\_ L

4. Keeping records in library      \_\_\_\_\_ C H \_\_\_\_\_ L

5. Maintaining records      O \_\_\_\_\_ I \_\_\_\_\_ E

## Urdu

اردو ورک شیٹ – جماعت اول

نام: \_\_\_\_\_ تاریخ: \_\_\_\_\_

1. حروفِ تہجی کو ترتیب دیں:

ا، ب، ت، \_\_\_\_\_، \_\_\_\_\_، \_\_\_\_\_  
(خالی جگہوں میں درست حروف لکھیں)

2. بنائیں لفظ سے حرف:

الف: \_\_\_\_\_

بے: \_\_\_\_\_

پے: \_\_\_\_\_

تے: \_\_\_\_\_

3. لگائیں جوڑ درست:

تصویر → الف

بکری → ب

پتنگ → پ

تربوز → ت

(لفظ کو درست تصویر یا معنی سے جوڑیں)

4. کریں پُر جگہ خالی:

ب \_ ک \_ ی → \_\_\_\_\_

پ \_ \_ ن → \_\_\_\_\_

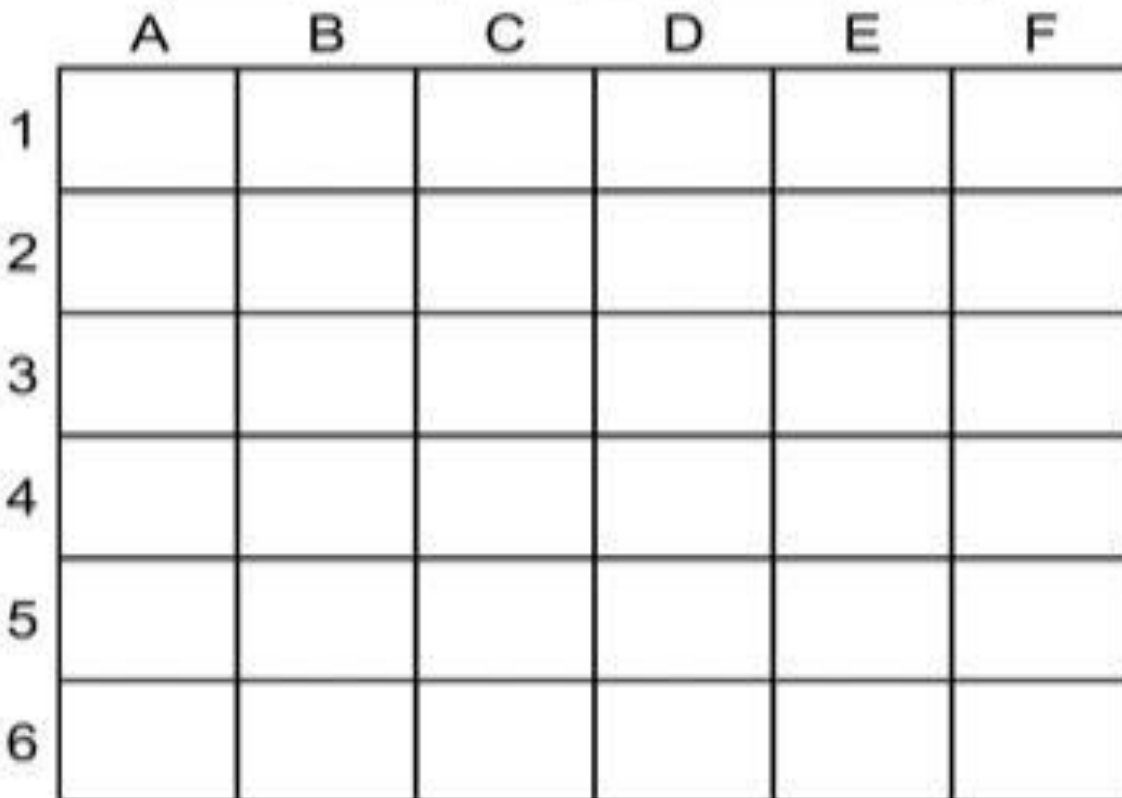
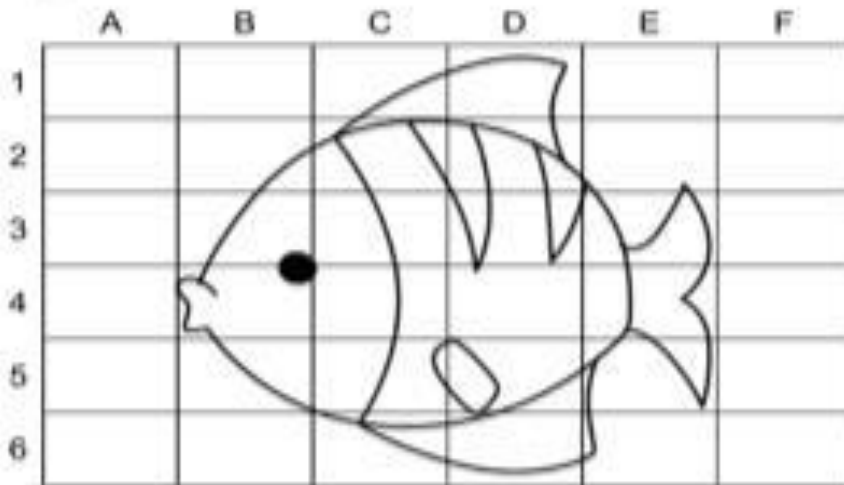
# Art 🎨 and Craft



## Fish grid drawing



Draw the picture of the fish in the grid given below.





Color as follows:

smallest: red

largest: yellow

1.



2.



3.



4.





Have a great



VaCaTion!